

JULIA BEUTLING
ILLUSTRATION & COMIC

CATALOGUE

April 2024



WHEN ORDERING, PLEASE LIST:

- the item numbers
- the desired quantity
- your name
- the shipping address
- the preferred payment method:
 - Paypal *or*
 - bank transfer
- the desired shipping method:
 - standard *or*
 - with tracking and insurance

I will get back to you with a confirmation / invoice that contains the total amount including shipping costs and payment information. Your order will be sent to you after receipt of payment.

THANK YOU IN ADVANCE!

Please send orders and requests to
JULIA.BEUTLING [AT] MAILBOX [DOT] ORG

*All prices in €, VAT included.
Shipping costs are in addition to the order price.*

SHIPPING INFORMATION:

- Shipping from Germany via Deutsche Post or DHL.
- I do not hold any responsibility for the whereabouts or condition of the order once it is handed over to the postal service.
- **Shipment as letter:**
postcards, small-format prints, stickers.
- **Shipment as parcel:**
large-format prints, posters, orders with a total weight of more than 1kg.
- Shipping costs to Germany:
Letter: 2,00 € normal or
4,50 € insured and traceable.
Parcel: 6,00 €, always insured and traceable.
- International shipping costs:
Individual calculation according to the order and country.
Costs can be considerably higher than to Germany. Always insured and traceable. Attention: I do not ship to every country.

DATA PROTECTION:

By sending me an order, you are giving me permission to save and use your data in order to send you emails and physical mail according to that order. Your data will only be saved, used or given to third parties to the extent necessary to fulfill this task and according to law.

STICKERS

All stickers are vegan.


That means the glue, bleach and other materials used for the sticker production contain no animal products.



RECTANGLE STICKERS

7,2 x 8,6 cm and 12,3 x 4,5 cm, vegan, white vinyl foil (outdoor stickers)

3,- each



SMALL SILHOUETTE STICKERS

longest side between 5,5 and 8 cm, vegan, white vinyl foil (outdoor stickers)

These are only sold in a set of 3 - choose for yourself which ones you'd like to combine.

set of 3: 4,-



03.E



03.F

BEING MONSTERS STICKERS
9,5 cm diameter, vegan, paper (indoor stickers)

4,- each



04.A



04.B

STICKER SHEETS

10,5 x 17,5 cm, vegan, white vinyl foil (outdoor stickers),
Pictures have to be cut out by hand.

5,- each



330



33.P

MERMAID STICKERS

Longest side between 10 and 12,5 cm, vegan,
white vinyl foil (outdoor stickers)

single: 5,-
set of 4: 16,-

For the set pricing, mermaid stickers, transparent
and white rhomb stickers may be combined.



33Q



33.R

RHOMB STICKERS

edge lengths of the rhombs 8 x 8 cm, vegan, transparent or white vinyl foil (both outdoor stickers)

single: 5,-
set of 4: 16,-

For the set pricing, mermaid stickers, transparent and white rhomb stickers may be combined.



POSTCARDS



PRICES FOR ALL POSTCARDS

Every postcard has a colour print on its flip side as seen on the left.
The recipe postcards have a recipe printed on the flip side.


single: 5,-
set of 2: 8,-
set of 4: 14,-
set of 6: 18,-

For the set pricing, it does not matter
which postcards you pick from which series.



SINGLE POSTCARDS (RECYCLING)

A6 (10,5 x 14,8 cm), recycled board matt



SINGLE POSTCARDS (MATT)

A6 (10,5 x 14,8 cm), board matt



SINGLE POSTCARDS (GLOSSY)

A6 (10,5 x 14,8 cm), board with glossy front



07.A



07.B



07.C



07.D



07.E



07.F




07.G




07.H

POSTCARDS „RECIPE WITH NO ANIMAL“

A6 (10,5 x 14,8 cm), natural white board, matt, flip side in colour with recipe, German text



06.B



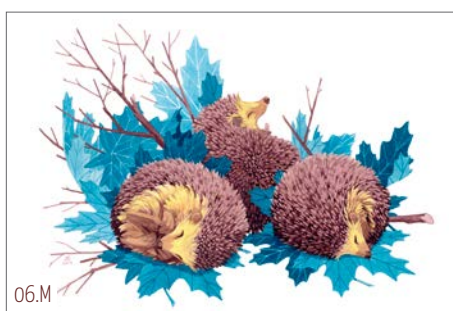
06.D



06.G



06.L



06.M



06.N

POSTCARDS „WINTER CARDS“

A6 (10,5 x 14,8 cm), recycled board matt



26.A



26.B



26.C



26.D




26.E



26.F

POSTCARDS „MORPH“

A6 (10,5 x 14,8 cm), board matt, flip side with colour print



24.A




24.B



24.C



24.D



24.E

REDUCED: POSTCARDS „MORITZ'S LUCKY JUMP“

A6 (10,5 x 14,8 cm), board matt

3,- each

SMALL PRINTS

PRICES FOR ALL SMALL PRINTS ON THIS PAGE

single: 7,-
set of 2: 12,-
set of 3: 15,-

For the set pricing, it does not matter which prints you pick from which series.



15.A



15.B



15.C

currently not available



15.D



15.E




15.F



15.G



15.H



15.I



15.J



SMALL PRINTS „JUNICORN“

14,8 x 14,8 cm on shimmering, mother-of-pearl-like 250g Chromolux Pearl board,
single-side print, flip side stamped by hand



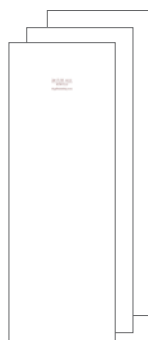
30.A



30.B




30.C



SMALL PRINTS „MONSTROUS FAMILIES“

10,3 x 29,7 cm (DIN A4 halved), 280g/m² board with glossy front,
flip side matt and with small printed signature



PRINTS „EVIL MERMAIDS“

21 x 21 cm, 250g/m² matt coated paper,
single-side print, flip side stamped by hand

single: 10,-
set of 4: 30,-



POSTERS

PRICES FOR ALL NORMAL POSTERS

All posters are printed on one side and have a stamp on the flip side.

single: 20,-
set of 2: 35,-
set of 3: 45,-

*For the set pricing, it does not matter
which posters you pick from which series.*



POSTERS „MONSTROUS FAMILIES“

21 x 59,4 cm, 300g/m² matt coated paper,

REDUCED PRICE COPIES AVAILABLE

*Some copies of the wolf posters (28.A) do not have quite the nice print quality as usual, that's why
I'm selling them for a reduced price.*

If you'd like to have one of the reduced price copies, please mention it in your order.

15,- each



31.A

POSTER „BEING MONSTERS - COVER BOOK 1“

A3 (29,7 x 42 cm), 250g/m² matt coated paper



27.A



27.B



27.C



27.D



27.E



27.F

POSTERS „MORPH“

A3 (29,7 x 42 cm), 300g/m² glossy coated paper

REZEPT MIT OHNE TIER

Max Allzweck-SEITAN

300g GLUTEN
40g HEFEFLOCKEN
2 EL PAPRIKAPULVER edelsüß
40g GEMISCHTES PULVER
1 EL PÖRNLÄUCH-PULVER
1 EL ZUEREPULVER
1 EL SESAM gemahlen
15g SALZ
100 ml WASSER lauwarm
2 EL ÖL

Gluten und Hefe­flocken mischen. Wasser und Gewürze mischen. Öl dazu geben. Flüssige Mischung in 3 Schritten zur Trockene geben. Erst mit einem Löffel, dann per Hand vermengen, bis die Masse durch und durch feucht ist. In einem Topf etwas Wasser zum Kochen bringen. Masse in Dampf­ein­satz für 45 min dämpfen (Deckel drauf), dann kopfüber drehen und weitere 15 min dämpfen. Wird nach dem Abkühlen fester. Verwenden geschreddert wie Sojaschnetzel, kalt wie Aufschnitt oder gebraten / gekocht wie Fleisch.

08.A

REZEPT MIT OHNE TIER

Die formidabile ERDNUSS-SAUCE

2-3 EL ERDNUSSMILCH 100 / Erdnuss
2 EL TAHINI oder alternative Süße
1-2 EL ZUCKER
2 EL ESIG
2 EL SOJASAUCE
150 ml WASSER
0,5 TL INGWER gemahlen
0,5 TL SALZ
0,5 TL PÖRNLÄUCH gemahlen

Alle Zutaten miteinander vermischen (z.B. in ein verschlossenes Schraubglas geben und gründlich schütteln). Abschmecken. Verwendung: Hervorragendes Salatdressing mit Blattgemüse, Möhrentreibern, Gurke, Sellerie, Paprika und gerösteten Erbsen. Auch gut zum Dippen von rohem Gemüse.

08.B

REZEPT MIT OHNE TIER

Höchst fluffiger HEFEZOPF

500g MEHL
1 Pkg. HÄHNCHEN- oder braunbrot
3 EL ZUCKER oder alternative Süße
300 ml + 2 TL PFLANZENMILCH
2 TL SALZ
3 EL MARGARINE erweicht
1 ZITRONE nur abgeriebene Schale oder gerieben oder gepulvert
1 Pkg. VANILLEZUCKER
2 EL ROSINEN
2 EL MANDELBLÄTTER
1 TL SIRUP

Mehl in große Schüssel geben, mittig in einer Vertiefung einen Vortieg aus wenig Mehl, Hefe, 1 TL Zucker und 150 ml Milch mischen. Im 30°C warmen Ofen 30 min gehen lassen. 150 ml Milch, Margarine, Rest Zucker, Salz, Zitronenschale, Vanille, Rosinen dazu. Kneten, bis nicht mehr klebrig (per Hand 30 min / Knetbaker 3 min). 30 - 60 min gehen lassen. Dreiteilen, flechten. 30 - 60 min gehen lassen. Mit Mix aus 2 TL Pflanzenmilch und Sirup bestreichen, mit Mandelblättern belegen. In vorgeheiztem Ofen 30 min bei 200°C backen.

08.C

REZEPT MIT OHNE TIER

Süß, lecker, gesund: ROSA SALAT

300g HIRSE
500 ml WASSER
3 Stk. POTRICH in dünnen Streifen
1 große KAWANUSSE in kleinen Stücken
1 kleine APFEL
1 kleine ZITRONE erweicht
(1 TL ZUCKER) oder alternative Süße
(1 EL PAPRKA)

Hirse im Wasser für 20 Minuten auf kleiner Flamme kochen. In zweitem Topf Rotkohl in kochendes Wasser geben, nur wenige Minuten dünsten. Er soll die Schärfe verlieren, aber nicht fertig gekocht sein. Walnüsse unter Rühren bei mittlerer Hitze in trockener Pfanne rösten. Gekochte Hirse, Rotkohl, Nüsse, Apfelstücke und Zitronensaft vermischen. Falls nicht süß genug oder zu trocken, Zucker oder Öl dazu geben.

08.D

REZEPT MIT OHNE TIER

Das einfachste DHAL

250g ROTTE LINSEN
500 ml WASSER
100g MÖRZEN
100g BROADYAU
0,5 PAPRIKASCHOTE
0,5 EL SALZ
1 gestr. EL PAPRIKAPULVER edelsüß
1 gestr. EL CURRYPULVER
0,5 EL PÖRNLÄUCH-PULVER

dazu: GRÜNER SALAT, GURKE, oder was du als BEILAGE magst

Lin­sen im Wasser zum Kochen bringen. Möhren, Brokkoli und Paprika hacken. Möhren nach 5 min Kochzeit dazu geben, nach weiteren 5 - 7 min den Brokkoli, 2 - 3 min köcheln lassen. Vom Herd nehmen, Paprika unter mischen und würzen. Dazu Salat, Gemüse oder eine Beilage deiner Wahl servieren.

08.E

REZEPT MIT OHNE TIER

Superschneller und trotzdem nicht-ungesunder CAPRESE-SALAT

500g MANGOLO SPINAT, SALAT, oder andere BLATTGEMÜSE
2 große TOMATEN
200g TOFU, Natur
1 gestr. TL SALZ
4-5 TL BASILIKUMPESTO
2 EL SONNENBLUMENKERN (optional)
1 EL KÜRBISKERNE (optional)
etwas BASILIKUM, frisch (optional zur Garnitur)

Kerne unter stetem Rühren in einer Pfanne bei mittlerer Hitze braun rösten. Tomaten hacken, Tofu würfeln, Blattgemüse in mundgerechte Stücke schneiden / zupfen. Alle Zutaten vorsichtig in einer Schüssel mischen, außer Kerne und Basilikum. Diese separat halten und über jede Portion streuen.

08.F

REZEPT MIT OHNE TIER

Schnelle & ganz köstliche BROWNIES

3 EL SONNENBLUMENKERN
8 geh. EL MEHL
7 geh. EL ZUCKER oder alternative Süße
3 gestr. EL KAKAO
1 geh. TL BACKPULVER
1 Prise SALZ
40 ml Pflanzöl
175 ml Pflanzmilch

Ofen auf 180°C vorheizen. Sonnenblumenkerne bei mittlerer Hitze rösten. Mehl, Zucker, Kakao, Backpulver und Salz in einer Schüssel gut mischen. Öl und Pflanzenmilch dazu. Von Hand rühren, bis die meisten Klumpen aufgelöst sind. 2 EL der Sonnenblumenkerne unter mischen. Teig in 7 großen oder 15 kleinen Klecksen auf Backpapier verteilen. Restliche Sonnenblumenkerne darüber streuen. 15 min backen. Für Quadrate statt runde Kekse: Das halbe Blech mit Teig bedecken, 20 - 25 min backen, abkühlen lassen und in Stücke schneiden.

08.G

REZEPT MIT OHNE TIER

Revolutionäre INSTANT-KÄSESOBE


100g HEFEFLOCKEN
200g HASELNUSSE gemahlen
2 EL ZUEREPULVER
2 EL PÖRNLÄUCH-PULVER
1 EL Pflanzöl
2 EL PAPRIKAPULVER edelsüß
1 EL SALZ
2 EL SONNENKERN gemahlen
2 EL JOHNNISBRÄUTCHENMEHL oder QUARKMEHL oder 4 EL SÄHNE

Alle Zutaten gut miteinander mischen. Hält sich im Kühlschrank mehrere Wochen lang, auch einfrieren möglich. Zubereitung: Ca. 3 EL in 200 ml kochendem Wasser auflösen und eine Minute unter Rühren kochen lassen.

08.H

POSTERS "RECIPE WITH NO ANIMAL"
21 x 59,4 cm, waterproof and very robust latex paper, German text

OTHER POSTERS



29.A



29.B




29.C


GIANT POSTERS „MONSTROUS FAMILIES“

42 x 118,8 cm, 300g/m² matt coated paper, single-side print

single: 70,-
set of 2: 130,-
set of 3: 180,-



10.A



REDUCED: POSTER „EDIBLE MEADOW PLANTS“




A1 (84,1 x 59,4 cm), strong recycled paper, matt, single-side print, German text

10,-

LIMITED EDITION FINE ART PRINTS

ABOUT THE FINE ART PRINTS

*All of my fine art prints are single-side giclée prints in a limited edition of 50 pieces per painting, signed and numbered,
They have archival quality: lightfast (no fading or yellowing, even after years),
highest print quality (no visible print grid, very high colour depth)*



FINE ART PRINT „DAIRY GOAT“

30 x 40 cm,

300g/m² high gloss paper Sihl Masterclass Metallic Pearl High Gloss

55,-

FINE ART PRINT “THREE SPARROWS”

FINE ART PRINT “THREE SQUIRRELS”

FINE ART PRINT “THREE HEDGEHOGS”

all 30 x 40 cm, 210g/m² watercolour paper Sihl Aquarella II

55,- each



19.A



19.B



20.A



20.B



19.C



19.D



19.E



19.F



20.C

FINE ART PRINTS "TINY INKLINGS"

see page after next



19.P



20.D



20.E



19.i



19.J



19.K



19.L



20.F

FINE ART PRINTS "TINY INKLINGS"
see next page



19.M



19.N



20.i



20.G



19.S



19.Q



19.R



19.0



20.H

FINE ART PRINTS „TINY INKLINGS“

on 210g/m² watercolour paper Sihl Aquarella II
small (numbers 19.A-X): 8 x 10,5 cm on 10 x 15 cm paper,
large (numbers 20.A-X): 10 x 20 cm on 18 x 24 cm paper

small: 15,-
large: 30,-



32.A



32.B



32.C

FINE ART PRINTS „SMALL MYTHS“

15 x 15 cm, 210g/m² watercolour paper Sihl Aquarella II

20,- each



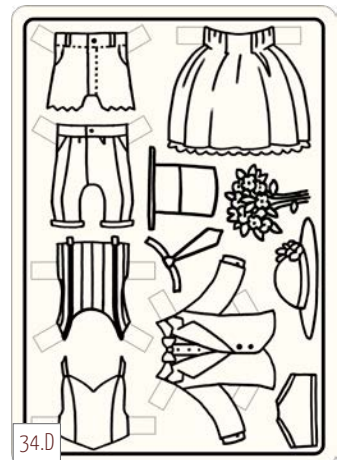


22.A

FINE ART PRINT „LOSING SPECIES“

40 x 60 cm, 300g/m² matte paper Hahnmühle paper Harman Matt Cotton Smooth

90,-

OTHER



PAPER DRESS-UP DOLLS

Classical dress-up dolls: A base body can be furnished with clothing (and animal traits) as desired.

No cutting necessary, all elements are pre-punched and can easily be popped out of the cardboard.

The cards are 13,5 x 9,5 cm in a DIN A6 envelope, made of matt and stable board, excellent for painting on.

A full set consists of 4 cards (one of each body, heads/tails, clothing 1, clothing 2 as seen above) in an envelope with setup instructions.

Additional cards can be purchased individually, e.g. an extra body.

full set 15,-
single card 4,-



11.A



11.B



11.C



12.A



12.B



12.C



13.A

SILK SCREEN PRINTS „AMBIVALENT ANIMAL CARDS“

large: 11,5 x 16 cm / small: 6 x 8,5 cm / sheet of 3: 21 x 12 cm, strong creme white artist paper, hand printed in 3 colours

large: 20,-
small: 10,-
sheet of 3: 25,-



14.A

LINO PRINT „UNICORN“

6,5 x 8,5 cm image on 10 x 11 cm translucent japanese tissue paper with torn edges, hand printed

10,-

EVERYTHING ELSE

*If you find an image in my portfolio that you like but which is not represented here: Ask me.
Of some, I still have originals left, of others I can have prints made.*

Prices on request



OTHER PLACES TO FIND MY PRINTS:

*Almost everything listed in this catalogue:
My appearances at occasional art events,
[find current dates here.](#)*

*Books (all except „Junicorn“ and „Moritz's lucky Jump“, [find a list of books here](#)):
everywhere books are sold*

*Book „Moritz's lucky Jump“ with 100% animal welfare donation:
[Kaninchenschutz shop](#)*

*My animal welfare designs on shirts, pullovers and bags
(German language, but world wide shipping):
shop.spreadshirt.de/kaninchenschutz*

THANK YOU!